

Mini VRF Ultra Heat

TMVRF-36KUH

OUTDOOR VRF SYSTEM FEATURES

- * Emergency Function
- * Emergency Operation Of Compressor
- * Emergency Operation Of Fan
- * Highly Anticorrosive Golden Fins
- * Low Noise Of Outdoor Unit
- * New Oil Return Control
- * Compact Design

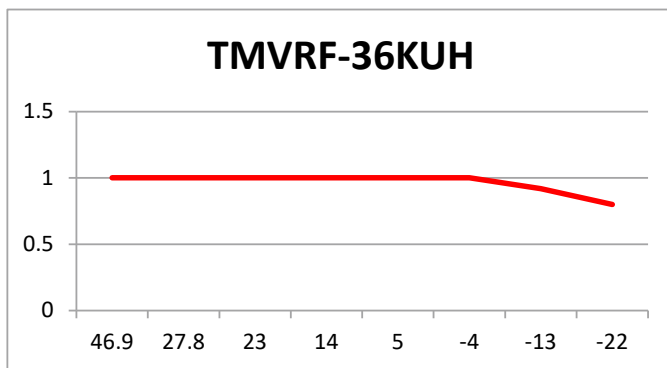


Specifications		Model Name
Unit Type		TMVRF-36KUH
Nominal Cooling Capacity	Btu/h	36,000
Nominal Heating Capacity	Btu/h	45,000
External Dimensions WxHxD	In.	35-3/8 x 53 x 13-3/8
	mm	900 x 1345 x 340
Net Weight	Lbs. / Kg	296.4/134.4
Electrical Power Requirements	Voltage, Phase, Hertz	208/230V, 1-phase, 60HZ
Cooling Power Input Duct/Non-Duct	KW	3.2/2.7
Heating Power Input Duct/Non-Duct	KW	3.95/3.3
Minimum Circuit Ampacity (MCA)	A	37
Maximum Circuit Breaker Size	A	50
Piping Diameter (Brazed) (In./mm)	Gas Pipe	5/8
	Liquid Pipe	3/8
Indoor Unit	Total Capacity	50 to 100% of Outdoor Unit Capacity
Maximum Number of Connected IDUs	units	5
Min. Capacity Range of Connected IDU	kBtu/h	18
Max. Capacity Range of Connected IDU	kBtu/h	36
Sound Pressure Level	dB(A)	56

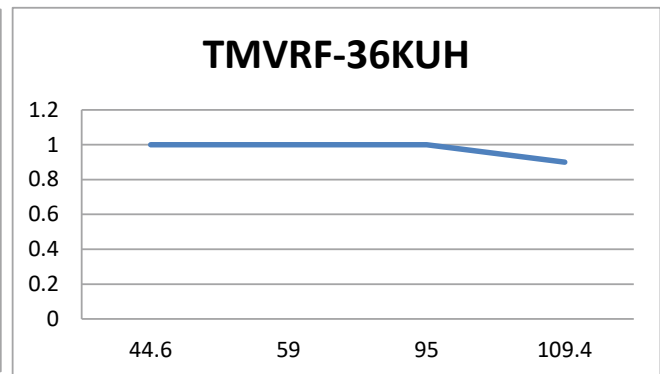
Job Name:		Date:	
System Reference No.:			
Engineer Signature:			

Fan	
Type x Quantity	Axial-flowx2
Airflow Rate	CFM 3531
Compressor	
Compressor Operation Range	15%~100%
Compressor Type x Quantity	Inverter Rotaryx1
Compressor Crankcase Heater	Yes
Refrigerant	R410A
Lubricant	FVC68D
High-pressure Protection Device	High pressure sensor, High pressure switch
Compressor / Fan Protection Device	Over-current protection, Over-heat protection
Inverter Protection Device	Over-current protection, Over-heat protection, High/Low voltage protection
SEER (Ducted/Non-Ducted)	16.5/20.5
HSPF (Ducted/Non-Ducted)	10.3/11.7

Heating Performance F / %



Cooling Performance F / %



Optional Controlling System

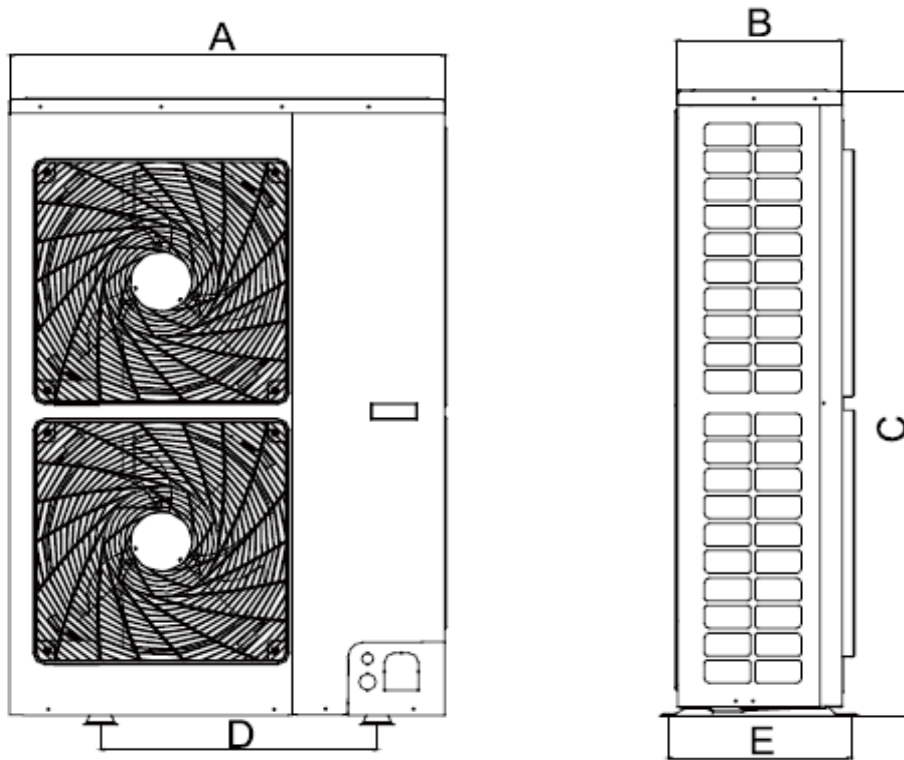
- * Wired Controller
- * Centralized Controller
- * Smart Zone Controller
- * Long-Distance Monitoring Software
- * Kit for Commissioning Software

BMS Accessories

- * Communication Module (Modbus)
- * BACnet Gateway
- * Photoelectricity Insulation Converter



Outline Dimension Diagram



A	B	C	D	E
35-3/8	13-3/8	53	22-1/2	15

