


## Mini VRF Heat Pump

TMVRF-OC36KHP

### OUTDOOR VRF SYSTEM FEATURES

- \* Emergency Function
- \* Emergency Operation Of Compressor
- \* Emergency Operation Of Fan
- \* Highly Anticorrosive Golden Fins
- \* Low Noise Of Outdoor Unit
- \* New Oil Return Control
- \* Compact Design

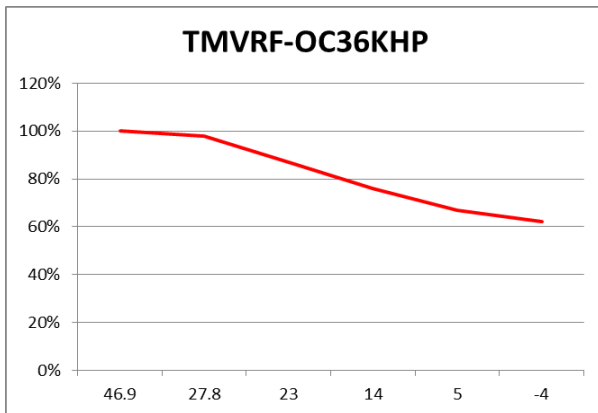


Specifications		Model Name
Unit Type		TMVRF-OC36KHP
Nominal Cooling Capacity	Btu/h	37,500
Nominal Heating Capacity	Btu/h	42,000
External Dimensions WxHxD	In.	35-3/8 x 53 x 13-3/8
	mm	900 x 1345 x 340
Net Weight	Lbs. / Kg	243/110
Electrical Power Requirements	Voltage, Phase, Hertz	208/230V, 1-phase, 60HZ
Cooling Power Input	KW	2.6
Heating Power Input	KW	3.1
Minimum Circuit Ampacity (MCA)	A	32
Maximum Circuit Breaker Size	A	50
Piping Diameter (Brazed) (In./mm)	Gas Pipe	5/8
	Liquid Pipe	3/8
Indoor Unit	Total Capacity	50 to 100% of Outdoor Unit Capacity
Maximum Number of Connected IDUs	units	5
Min. Capacity Range of Connected IDU	kBtu/h	18
Max. Capacity Range of Connected IDU	kBtu/h	36
Sound Pressure Level	dB(A)	55

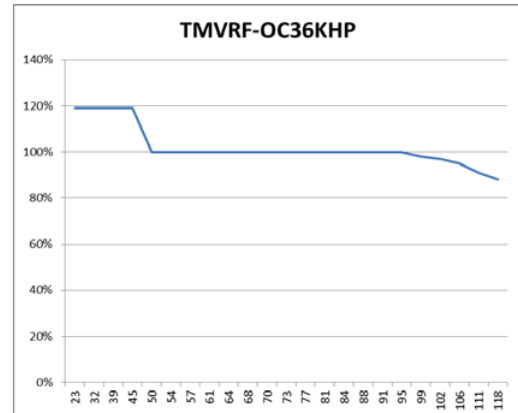
Job Name:		Date:	
System Reference No.:			
Engineer Signature:			

<b>Fan</b>	
Type x Quantity	Axial-flowx2
Airflow Rate	CFM 3531
<b>Compressor</b>	
Compressor Operation Range	15%~100%
Compressor Type x Quantity	Inverter Scrollx1
Compressor Crankcase Heater	Yes
Refrigerant	R410A
Lubricant	FVC68D
High-pressure Protection Device	High pressure sensor, High pressure switch
Compressor / Fan Protection Device	Over-current protection, Over-heat protection
Inverter Protection Device	Over-current protection, Over-heat protection, High/Low voltage protection
SEER (Ducted/Non-Ducted)	16
HSPF (Ducted/Non-Ducted)	9

### Heating Performance F / %



### Cooling Performance F / %



### Optional Controlling System

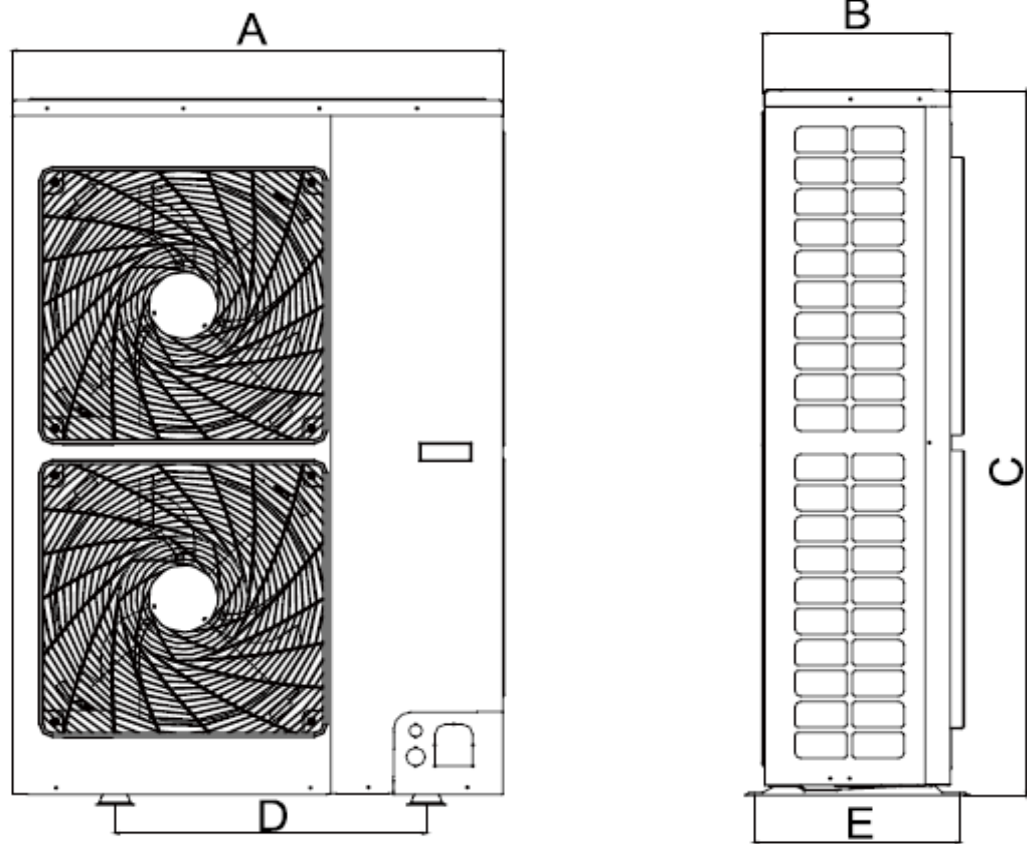
- \* Wired Controller
- \* Centralized Controller
- \* Smart Zone Controller
- \* Long-Distance Monitoring Software
- \* Kit for Commissioning Software

### BMS Accessories

- \* Communication Module (Modbus)
- \* BACnet Gateway
- \* Photoelectricity Insulation Converter



## Outline Dimension Diagram



A	B	C	D	E
35-3/8	13-3/8	53	22-1/2	15

