

Light Commercial

General Features

- Powerful Drain Pump Lift
- Adjustable Fan Speed
- Highly Flexible Installation
- Microcomputer Control
- Water condensate Pump
- High external static pressure
- Wired Controller
- Wireless+Receiver Board are Optional

TU36HF1/TU36H30



Unit Performance:

Cooling:	
Capacity (Min-Rated-Max, Btu/h)	10,800-34,000-39,000
SEER	16
EER	10.35
Heating:	
Capacity (Min-Rated-Max, Btu/h)	9,800-41,000-49,500
HSPF	9
COP (W/W)	3.2

Unit Specification

Refrigerant Type	R410A
Refrigerant Charge (oz)	123.48
ODU Sound Pressure (dB(A))	63
IDU Sound Pressure (dB(A))	53/48/44
ODU Net Weight (lbs)	205.1
IDU Net Weight (lbs)	101.4
Dehumidifying (Pint/h)	2.7

Fan

ODU / IDU Type	Axial-flow/Centrifugal
Quantity (ODU + IDU)	1+2
Motor/Drive	Direct Drive
ODU Max Air Flow Rate (CFM)	3000
IDU Air Flow Rate (CFM)	1175
ESP Range (InWg)	0-0.4

Compressor

Cooling Operation Ambient temp. Range	0~115 °F
Heating Operation Ambient temp. Range	0~75 °F
Compressor Type	Inverter Rotary
Fan Motor Power Output (HP)	1/6 x 2
Crankcase Heater	Yes

Electrical Specification

Power Supply	208-230V / 60Hz
Communications Wire Size(ODU/IDU)	AWG 10/17
MOP (A)	45
MCA (A)	29
Cooling Rated Amps (A)	23.79
Heating Rated Amps (A)	24.3
Compressor RLA (A)	21.2
Indoor Fan Motor Full Load Amp (A)	2.1
Outdoor Fan Motor Full Load Amp (A)	2
Nominal Cooling Power Input (kW)	3.28
Nominal Heating Power Input (kW)	3.75

Piping

Liquid Line (in, OD)	3/8
Gas Line (in, OD)	5/8
Additional Refrigerant (oz./ft.)	0.6
Max Pipe Length (ft.)	98.4
Piping Length (no add'l refrigerant, ft.)	25
Max Elevation (ft.)	49.2

AHRI Certification Ref #



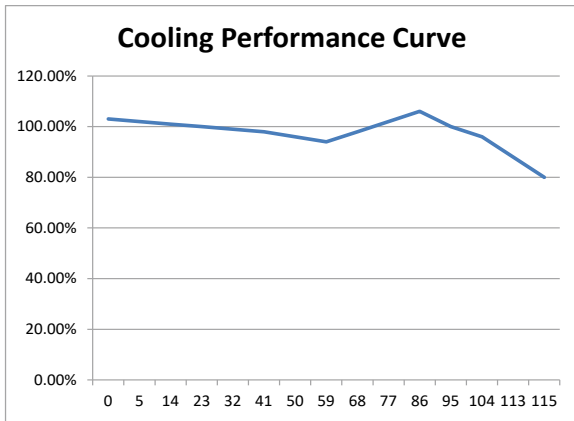
Job Name:

Date:

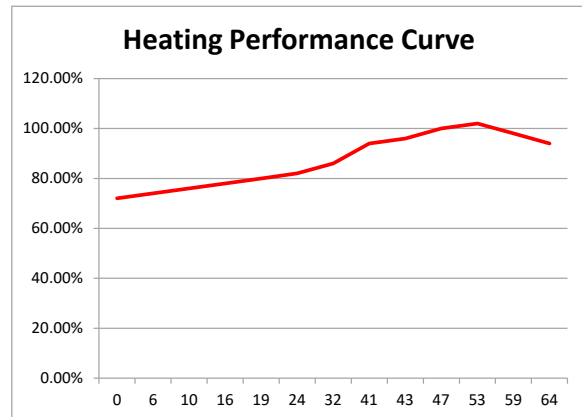
System Reference No.:

Engineer Signature:

Cooling Performance F / %

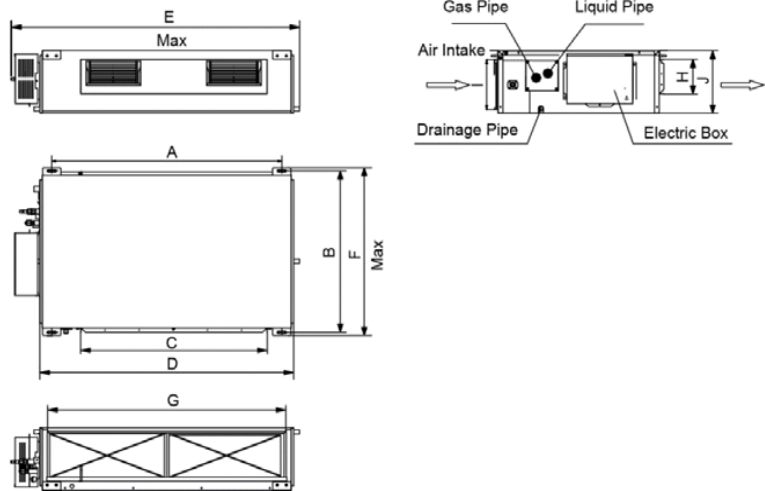


Heating Performance F / %



Outline Dimension Diagram

	mm	(inch)
A	1011	(39-3/4)
B	748	(29-1/2)
C	820	(32-1/4)
D	1115	(43-7/8)
E	1226	(48-1/4)
F	775	(30-1/2)
G	979	(38-1/2)
H	160	(6-1/4)
I	231	(9-1/8)
J	290	(11-3/8)



A	1107	(43-5/8)
B	440	(17-3/8)
C	1100	(43-1/4)
D	631	(24-7/8)
E	400	(15-3/4)

